
PubViewsTM



North
Atlantic
Publishing
Systems Inc.

Version 2.3

Demo Instructions

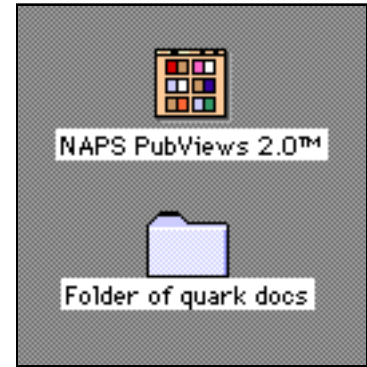
North Atlantic Publishing Systems Inc.
9 Acton Road, Suite 13
Chelmsford, MA 01824

Tel. 508 250 8080
Fax 508 250 8179
Email: naps@napsys.com
Web site: www.napsys.com

A Quick Guide To PubViews

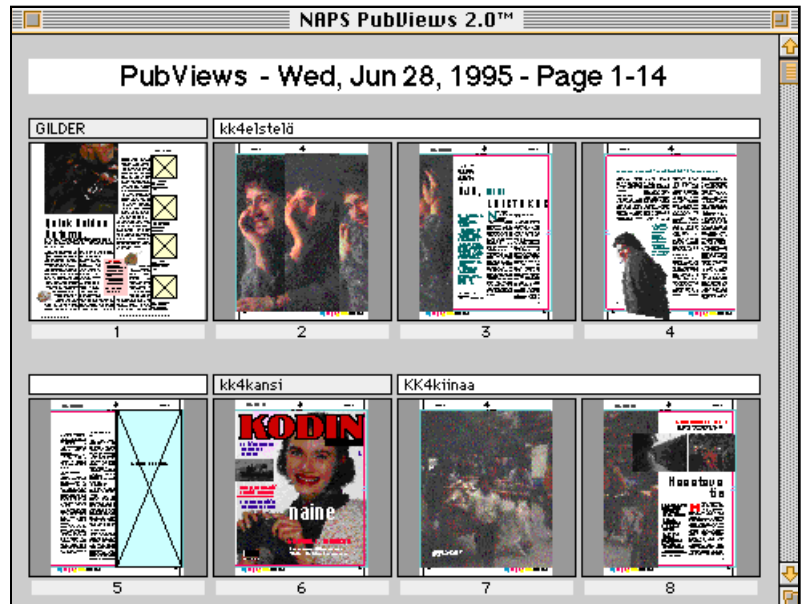
Install — On the *PubViews Demo* floppy is a file called *Demo NAPS PubViews 2.0™.sea*. Copy this file to your hard disk and double click on it to expand it. You will then have two new items on your hard disk. The PubViews program and a folder of Quark documents.

Running PubViews — To Start the program simply grab the folder *Folder Of Quark Documents* and drag it onto the *PubViews 2.0* application icon.



RAW DISPLAY • You should then see a display of all the pages in all the Quark documents contained in the folder we dragged onto the application. If there were sub-folders which contained Quark documents, PubViews would scan them as well.


This is a raw unformatted view.



DISPLAY SPREAD BY SPREAD • To format the display so that the pages are arranged Spread By Spread in their actual document position – select the menu item View By Spread from the Edit menu. You will then be prompted to reselect the folder and the display will be re-built with each page in its actual document position.

The cross-hatched squares represent page positions where no document page has yet to be assigned.

Double click on a thumbnail to see a close-up of the page.



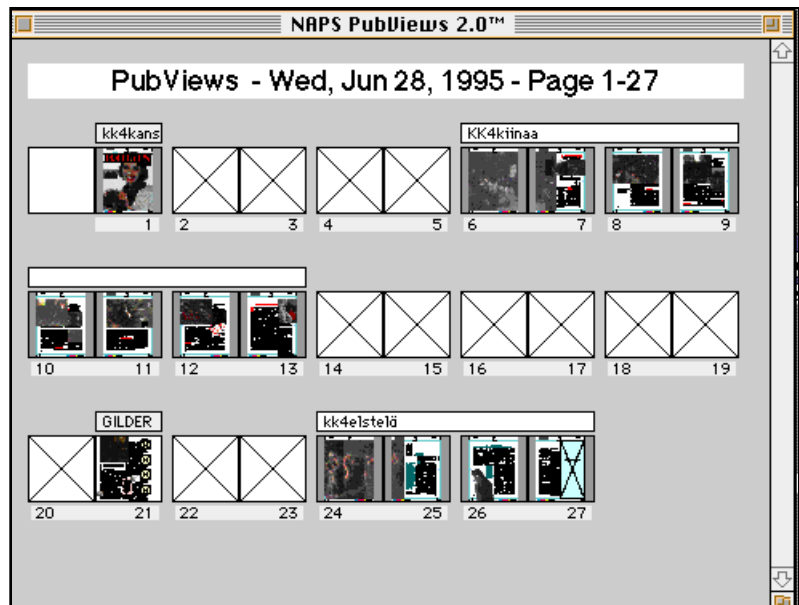
CHANGE THUMBNAIL SIZE • The Preferences menu, under the Edit menu item, will display this dialog which can be used to change the thumbnail size.

Type in 42, as in our example, and click OK.

PubViews will now redisplay the selection of pages, showing each thumbnail as 42 points high as shown below.



LAUNCH QUARKXPRESS • If you hold down the COMMAND KEY and DOUBLE CLICK on a picture PubViews will launch QuarkXPress and open the QuarkXPress file which contains the page you have selected to edit.



How It Works • PubViews uses 2 companion programs. The first is an XTension® to QuarkXPress® – which automatically stores a preview of each QuarkXPress page in the QuarkXPress file when changes are made to it. These previews are written as standard Macintosh resource types and do not affect the normal operation of QuarkXPress. The PubViews application – the viewer – scans volumes, or folders and sub-folders searching for documents which contain these previews to display. (The PubViews XTension to QuarkXPress is not included with this demo.) Page positions in the Spread By Spread display are read from the page numbers used in the actual documents.